

RESULTADOS 2026

T1

Buena ejecución de nuestro plan "Transform & Grow"

España

Aceleración secuencial del crecimiento en todas las métricas. Mejor churn de la historia

Brasil

Mejora de tendencias de crecimiento de ingresos y EBITDA ajustado. Récord histórico en ARPU móvil

Alemania

Actividad comercial basada en crecimiento rentable y calidad de red. Financieros afectados por migración de clientes 1&1

VMO2

Mejora en el momento comercial del negocio fijo y móvil

Destacados

Constante

+0,8% interanual

Ingresos

+1,8% interanual

EBITDA Ajustado

+2,4% interanual

OpCFaL Ajustado

+10,7%

CapEx/Ventas

Corriente

482M€

Beneficio Neto Ajustado Operaciones continuadas

333M€

FCF Operaciones continuadas

25.342M€

Deuda Financiera Neta

297,9M

Accesos


74,9M UUII

Fibra

81% en mercados clave

Cobertura 5G

Nuestros ingresos por regiones (Constante 1T)



Remuneración al accionista

Dividendo 2025

0,30€ /acción (efectivo)

Diciembre 2025 0,15€/acción (efectivo)

18 Junio 2026 0,15€/acción (efectivo)

Dividendo 2026

0,15€ /acción (efectivo)

Junio 2027 0,15€/acción (efectivo)

ESG

Medioambiental

Reducción del 92% del consumo de energía por unidad de tráfico desde 2015

Social

Programa pionero de Becas de Tecnología hasta 2028

Gobernanza

47% de mujeres y 67% de consejeros independientes

RESULTS 2026

Q1

Encouraging execution of our Transform & Grow plan

Spain

Sequential acceleration of growth across the board. Convergent churn at a historic low

Brazil

Accelerated growth trends in revenue and adjusted EBITDA. Record ever mobile ARPU

Germany

Focus on profitable growth and network quality. 1&1 customer migration effect still weighing in financials

VMO2

Further improvement in momentum in the fixed and mobile businesses

Highlights

Constant

+0.8%

y-o-y

Revenue

+1.8%

y-o-y

Adjusted EBITDA

+2.4%

y-o-y

Adjusted OpCFaL

+10.7%

CapEx/Revenue

Current

€482m

Adjusted Net Income from continuing operations

€333m

FCF from continuing operations

€25,342m

Net Financial Debt

297.9m

Acceses


74.9M UUII

Fibre Footprint

81% in core markets

5G

Our revenue breakdown by regions (Q1 constant)



Shareholder's Remuneration

Dividend 2025

0.30€ /share (cash)

December 2025

0.15€/sh. (cash)

18th June 2026

0.15€/sh. (cash)

Dividend 2026

0.15€ /share (cash)

June 2027

0.15€/sh. (cash)

ESG

Environmental

-92% energy consumption per unit of traffic since 2015

Social

Pioneering Technology Scholarship Program until 2028

Governance

47% women, 67% independent on the Board

RESULTS 2026

Q1

Encouraging execution of our Transform & Grow plan

Spain

Sequential acceleration of growth across the board. Convergent churn at a historic low

Brazil

Accelerated growth trends in revenue and adjusted EBITDA. Record ever mobile ARPU

Germany

Focus on profitable growth and network quality. 1&1 customer migration effect still weighing in financials

VMO2

Further improvement in momentum in the fixed and mobile businesses

Highlights

Constant

+0.8%

y-o-y

Revenue

+1.8%

y-o-y

Adjusted EBITDA

+2.4%

y-o-y

Adjusted OpCFaL

+10.7%

CapEx/Revenue

Current

€482m

Adjusted Net Income from continuing operations

€333m

FCF from continuing operations

€25,342m

Net Financial Debt

297.9m

Acceses


74.9M UUII

Fibre Footprint

81% in core markets

5G

Our revenue breakdown by regions (Q1 constant)



Shareholder's Remuneration

Dividend 2025

0.30€ /share (cash)

December 2025
0.15€/sh. (cash)

18th June 2026
0.15€/sh. (cash)

Dividend 2026

0.15€ /share (cash)

June 2027
0.15€/sh. (cash)

ESG

Environmental

-92% energy consumption per unit of traffic since 2015

Social

Pioneering Technology Scholarship Program until 2028

Governance

47% women, 67% independent on the Board

RESULTADOS 2026



RESULTS 2026

Q1



Telefónica
...

RESULTS
2026

Q1





**RESULTADOS
2026**





RESULTADOS 2026

